




**B**

201.8'



**5**

1.4 AC

(3)

257.46'



**5.1**

1.15 AC

(4)

115.93'

263.66'

170'(D)

150'(S)

96.47'

100'

96.49'

96.99'

149.8'

**17**

**18**

96.49'

100'

98.77'

20.21'

22.82'

**A**

252.93'

192.5'

90.96'

73.53'

73.44'

**ROAD**

55.32'

(38)

180.88'

99.98'

(2A)

(2B)

(26)

**19**

19 AC

30'

82.47'

(1)

(1)

211.07'

216.21'

214.16'

**19.1**

**20.1**

**20**

0.41 AC

**20.2**

0.38 AC

37'

46.86'

89.46'

53.41'

33'

100'

38.37'

82'

**19.2**



123.14'

(2)


164.34'

100'

100'

(15)

100'

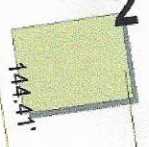


**1**

184.41'

144.41'

(35)



**2**

144.41'

144.41'

184.41'

(31)

(29)

(27)

100'

40'

37'

100'



(17)

184.34'

**36.2**

100'

184.34'

**36.1**

100'

184.41'

184.34'

184.41'

**36**

100'

184.41'

144.41'

100'

**TOWN OF TISBURY**

**9.13**

200'

39.93'

103'

103'

40'

103'

**05**